

Redesigning AND Remodeling

WITH DACCHILLE CONSTRUCTION

While many buyers may want to have a brand new house from the ground up, sometimes remodeling is the way to go, especially if you want to get more bang for your buck.

Story by Nathan Ham • Photography by Tara Diamond


There is a lot to be said about the “bones” of a home. With a sturdy, well-constructed skeleton, it becomes a whole lot easier to renovate and update your home without breaking the bank.

Bill Dacchille, the owner of Dacchille Construction in Boone,

has had his own construction business for 15 years now in the High Country. Bill worked in construction during his early years before devoting two decades to working in the Southeast ski industry as a sales rep. In 2004, Dacchille decided to get back into the construction world with his own business. Through years



The living room and dining area pictured here at one of the most recently completed Linville Ridge remodels changed from a rustic look with lots of hardwood accents to a grey, white and black contemporary design with a large white fireplace completed in late May.



of work on new construction, remodeling, and renovations, Bill has a lot of knowledge and experience to share with homeowners looking for a more modern approach to their homes.

“We tell people all the time that if you see something you think is special, you don’t have to ask if we can do it. If you can describe it or if your architect can draw it, then we can build it!” said Dacchille.

Much like any great craftsman, Bill and his crews take a lot of pride in their work and that is especially the case with remodeling.

“Our goal is always to be that when you walk into one of our projects, I don’t want you to say that you can see where things have changed. If you can tell where new walls start or stone work joints are, then we have not done something right,” said Dacchille.

Why Remodeling Might be the Best Fit

While many buyers may want to have a brand new house from the ground up, sometimes remodeling is the way to go, especially if you want to get more bang for your buck.

“The cost of new construction has gotten so


expensive that we can take something already existing, and with some creativity and good design, excellent craftsmen can take one thing and turn it into something very different,” Bill said. “If we can stay inside the existing perimeter of a house, that’s the most cost-effective way to change a home. It’s a big benefit in a lot of ways.”

Bill said that typically, a homeowner who decides to remodel their existing property would save at least 25 percent by remodeling instead of starting over with new construction.

“If you are spending a large dollar amount, those dollar figures will add up fast,” he added. “Changing some things



The kitchen area underwent a major transformation after replacing the dated wood cabinets and older appliances (top photo) with a fresh look that included newly painted white cabinets and stainless steel appliances with matching new hardware for the cabinets (bottom photo).



Before

In the master bedroom, the grey and white remodeling trend continued, once again replacing the wooden trim along the large windows and adding a fresh coat of paint with more contemporary lamps and furniture surrounding a king-size bed.

such as flooring and adding fresh paint can modernize a house without spending a whole lot of money.”

Having an existing home to modernize can also save you money in the long run with other slight upgrades like fixtures and already-existing landscaping.

“We can take original doors and simply by painting them and changing the hardware, suddenly we give it a totally different look. You can do those types of things pretty economically,” said Bill. “One of the great things about buying an existing home is

that you own mature landscaping. Landscaping is very expensive. You’ll spend a lot of money just to get young landscaping, or you can buy something that


“We have done so many interesting remodels now that there’s very little that becomes what I would call difficult.”

has landscaping already in place.”

There are always some challenges when remodeling a home, but Bill says that his crews have had a lot of on-the-

job experience that allows him to be able to not just save homeowners some money but also gives them a great finished product that fits the way of life here in the High Country.

“We have done so many interesting remodels now that there’s very little that becomes what I would call difficult. There are challenges, like how do we take something that looks old and dated and change it significantly without rebuilding the house,” Bill said. “Because modern has become more popular, there’s ‘mountain modern’ and




Before

In this downstairs living area, the fireplace was painted white to match the upstairs fireplace. The grey and white paint on the walls and ceiling along with the large open window area really brightened this area quite a bit.



The master bathroom does not even look the same after work crews added in the new tiles, white paint, skylight and an additional window (top), compared to what the bathroom used to look like with the wooden accents and the two smaller windows.



Before

‘modern mountain’ in my mind. We can take a mountain house and pull it towards the modern, and then we can take some houses that were probably mid-century modern and continue to modernize it but give it a little bit of a mountain feel.”

Customers also get a chance to make their own mountain getaway feel as customized as they would like. Dacchille Construction is able to give them that opportunity to do something that might be a little different.

“In their vacation home, people like things out of the ordinary, something you might not put in a house you lived in 24/7,” Bill said. “Unique bathrooms have become a fun thing to do. We come up with a lot of interesting shower designs.”

Remodeling and Construction is a Team Effort

From the beginning of the process to the final days of construction, putting together a beautiful home takes a lot of work and input from more than just the workers on the job site.

Many customers have lots of ideas on their own, other customers rely heavily on architects and input from Dacchille.

“We work a lot with Coffey Architecture. We use Hunter (Coffey) often for conceptual designs,” said Bill.

Being able to take a blueprint on paper to the finished product though is the biggest step in the process.

“I always give my architect a hard time. I say you’ve got the easy job, all you have to do is draw out a pretty picture. I’ve got to make the pretty picture come to life. You were just good with crayons when you were little,” Bill laughed.

Bill relies a lot on other local businesses in the area, including Precision Cabinets, owned by Ken Murray.

“Precision Cabinets always does a great job with our cabinet work,” said Dacchille.

Stone Cavern, owned by John Buford, is another local business supply tile and stonework for a lot of Bill’s construction projects. Bill and John go way back to when both used to work in the ski industry. Bill worked as a sales representative while John focused his time in retail.



The living room area in the second house that Dacchille Construction had recently completed in Linville Ridge saw a complete change to the ceiling adding the additional beams and adding a sturdy tile flooring to look just like wood floors (left).



Master bedroom upgrades included a much more modern look with a larger window next to the bed and much more modern furnishings, including the ceiling fan blinds that left just the right amount of light in.



At the end of the day, making the customer happy is always the most important thing. That's one of the reasons why Bill includes the customer in nearly every aspect of the construction process.

"We don't leave the clients alone anymore. They get themselves and us in trouble every time," Bill laughed. "We have to be there and say yes we can do this and yes we can do that, but it will be more difficult and more expensive."

Bill says that he will meet the client and take them to places such as the stone yard to pick out the marble slab they want for countertops and tiles for flooring. The customer is able to see

what the entire marble slab looks like instead of just a sample size.

"It takes a while to sit down with your client and go through things that they want, then you get on site and not everything is perfect so you always have to do a little more on site," Dacchille says.

Two Recent Linville Ridge Projects

In mid-June, Bill Dacchille was kind enough to let us look around in a pair of homes that his crews were putting the finishing touches on.

The first house was a four bedroom, four bathroom, 3,000-plus square-foot

house owned by Gary and Lisa Hertzberg. The couple, who also owns a home in Florida, purchased the house in August of 2018. The remodeling work began around Labor Day and most of the work was completed by Memorial Day of this year.

Gary had a wonderful experience working with Bill and his crews and made sure to give credit to his wife for her help in designing what they wanted to see the house turn into.

"This was more my wife's vision than anything else, with a combination of help from Bill and Keith (Grogitsky). It wasn't exactly like this from the first plan, but it became this," Gary said. "Over a six-

month period of time, we came back four or five times and met with Bill's countertop people, cabinet people, and tile people. All of them had designers on staff to meet with us and we would go through various selections. Everything in the house was renovated."

From top to bottom, this house was truly a big remodeling task. The kitchen and bar area were torn out and all new cabinetry was added.

The fireplace was painted a unique white color that blends nicely with the greys used in other parts of the living

room and kitchen.

"It was really easy to take this house from the mid-90s and turn it into a 2025 house," said Bill.

Gary and his wife were happy with their purchase and even happier that

it had an open floor plan. We had seen a lot of houses, but we knew this was a house that we could do a lot with," said Gary. "Bill has a great team, he's got people that are so devoted to him that have worked for him for so long. I think it all looks great."


The next house was a slightly smaller house where the entire living space was on one floor at a little under 3,000 square feet.

The owners, who were not there at the time, wanted a very modern appearance and planned on spending a lot of


"In their vacation home, people like things out of the ordinary, something you might not put in a house you lived in 24/7," Bill said. "Unique bathrooms have become a fun thing to do. We come up with a lot of interesting shower designs."



The dining room area upgrades featured much more window space (left) than in the original design (below). You also get another good view of the new flooring that the owners put down to withstand their two large dogs.



In the kitchen, these homeowners completely remodeled this area, adding in brand new marbled stone for the bar, new cabinets, new appliances and a much more modern lighting fixture than in the previous house with the small lights and a ceiling fan.



Visit Our Website www.stonecavern.com
Or Call 828-963-8453



Stone Cavern Tile & Stone Showroom



Design Consultation &
3D Computer Renderings
of Your Tile Project



"Stone & Tile For Any Budget!"



Located In
Grandfather View Village
at the base of Grandfather Mountain
(across from Mountain Lumber)
9872 Hwy 105, Foscue NC

We're Not the Biggest or the
Smallest but We Have
Excellent Customer Service
Guaranteed!




We Have Qualified Schluter Installers

Check Out
Our Gallery
On Our Website!

828-963-TILE CALL FOR MONTHLY SPECIALS stonecavern.com

The outdoor living area may be the crown jewel of this house. The below photo shows the original wooden deck. The covered deck with Trex composite deck flooring has ample seating space and a uniquely constructed gas fire pit that allows for the homeowners to keep that great mountain view without a large iron fire pit in the way (at right).



time outdoors. They wanted a large living space to entertain guests and a unique bar in the kitchen area with small chilling areas for wine and beer.

"The homeowners have a very interesting business. They build out tour buses for musicians to use on the road. They are used to some very contemporary, very modern looks so they knew what they wanted in their house," said Dacchille.

Bill said this house was probably one of the older homes built inside the Linville Ridge Development as a late 70s, early 80s house.

The covered deck offers a ton of space with terrific views. The deck is also made from Trex composite boards that are very much maintenance-free. The manufacturer boasts that their boards never need to be stained, painted or sealed, they do not fade or stain and they do not rot, warp or splinter. In the middle of the deck is a flat, gas-powered fire pit that is low enough to the ground to not take away from the beautiful mountain views.

To see additional samples of Dacchille Construction's work, visit their website at www.dacchilleconstruction.com. ♦



Business owner Bill Dacchille has been doing construction projects in the High Country since 2004.



As you turn in from the road, the view of the home certainly changed a lot from its original look (above) to the current look (right). The mature landscaping and driveway have stayed the same, however the new garage doors and new look to the entire property adds a much more modern feel.

